

# down on the **FARM**

thematic unit for little learners

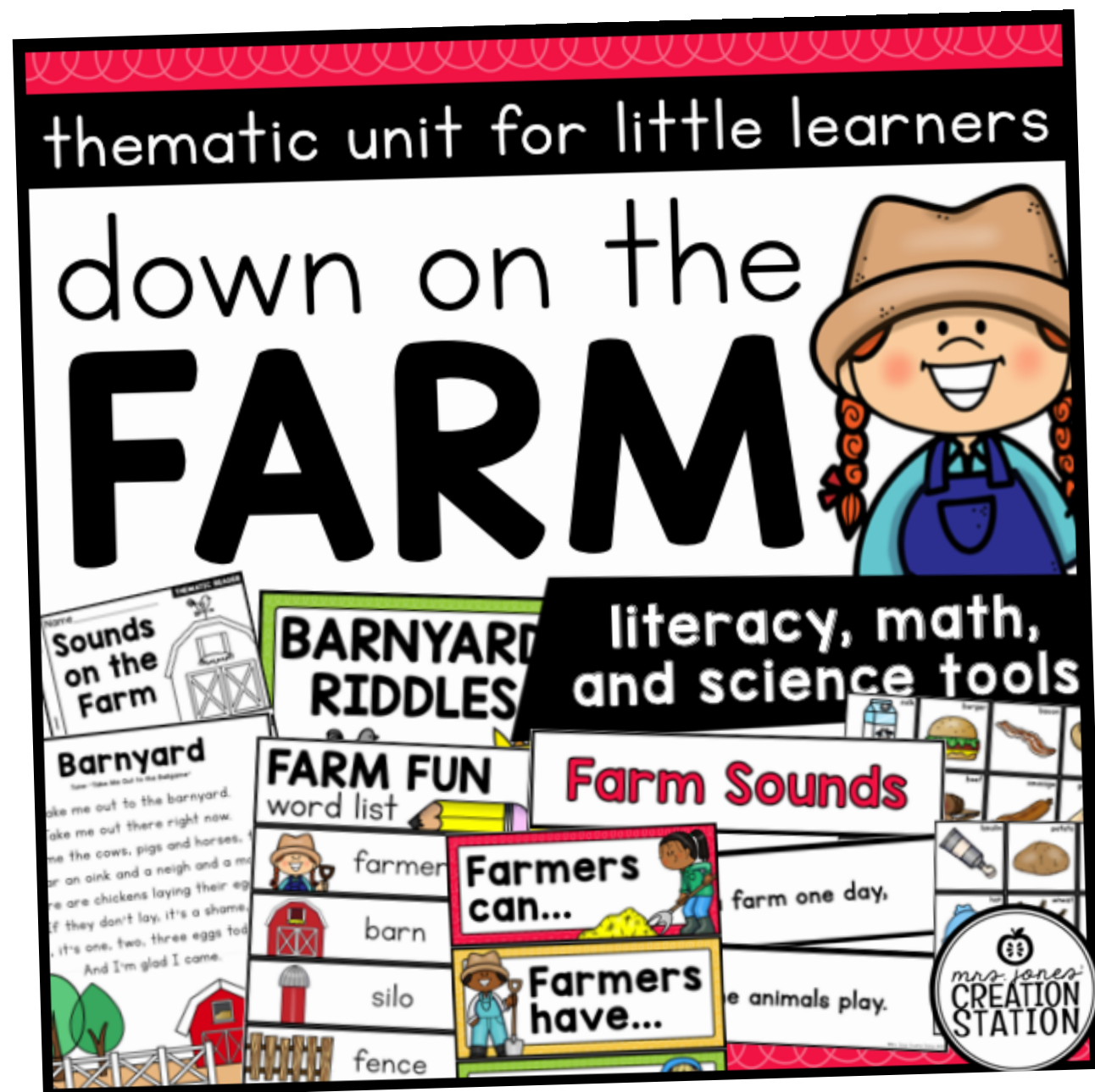
- ✓ science lessons
- ✓ literacy centers
- ✓ math centers
- ✓ poems, songs, and more...



# WHAT'S included?



clickable links that go to that section of the PDF



## RESOURCES included

### THEMATIC SLIDES

This folder includes images that can be added as the background to a Google slide or PowerPoint presentation for paperless whole group instruction.

### SHARED READING AND WRITING

These resources may be used during whole group instruction to model and guide reading and writing behavior. Shared reading includes a poem/song and shared writing include a variety of directed drawing pages. (also available as a slide)

### WRITING CENTER

Add these resources to your writing center to facilitate student writing. Resources include word cards and differentiated writing pages.

### INTERACTIVE POEM

Use this poem during whole group or a literacy center and have learners change the farm animal and discuss the animal sound.

### THEMATIC PLANS

Use these plans as a guide for engaging farm read alouds and activities in the classroom.

### DAY 1 | FARMER'S JOBS

Read the book *Jobs on a Farm* by Nancy Dickmann. Complete the farmers can, have, grow chart by writing their responses or drawing pictures. Complete the farmer craft and writing activity.

### DAY 2 | IN THE BARN

Read the book *The Big Red Barn* by Margaret Wise Brown. Have learners trace and color their own Big Red Barn book to review the animals in that story.

### DAY 3 | FARM ANIMALS

Read the book *Cock-a-Doodle-Do! Barnyard Hullabaloo* by Giles Andreae. Have learners use the poem template to write their own farm animal riddles. Use the directed drawings to help them illustrate and choose an animal for their riddle.

### DAY 4 | FARM FOODS

Read the book *Food from Farms* by Nancy Dickmann. Discuss the types of food farm animals/crops provide. Complete the Farm Food Sort and use the printable to make an anchor chart to hang in the classroom.



### DAY 5 | FARM FIVE SENSES

Read the book *The Farm Book* by Jan Pfloog. Complete the sensory charts for the farm. Have learners brainstorm their ideas and draw or write what they say. Have learners complete the Farm Five Senses interactive page.

### ELAR CLIP CARDS | LETTER MATCH

Have learners clip the correct lower case letter on each card. Have learners trace the lower case letters as they find them on the response sheet.

### ELAR POCKET CHART | MAKE A SENTENCE

Have learners build sentences with the given word cards. Learners pick a sentence they made, rewrite it and illustrate it.

### ELAR MAGNET | SORTING

Have learners sort the cards by their initial sounds. Learners can transfer that letter to the response sheet.

### ELAR SENSORY | SIGHT WORDS

Using playdough, have learners make each sight word with letter stamps. Learners practice writing sight words on the response sheet.

### ELAR WRITE THE ROOM | RHYMING

Place cards around the room. Have learners find each card throughout the room and decide if the pictures/words rhyme using the response sheet.

### MATH MAGNET | COUNTING

Place magnet squares on the back of the corn stalk cards and number mats. Use a cookie sheet to count the number of corn stalks for each number mat.

### MATH GAME | ADDITION

Have learners roll two dice to create an addition problem. Use the laminated math mats to write the addition problem and solve.

### MATH POCKET CHART | NUMBER ORDER

Have learners use the cards and put the numbers in number order.

### MATH SENSORY | NUMBER FORMATION

Have learners trace the numbers on the number mat. Use popcorn kernels or animals shaped erasers to reach the correct number in the ten frame.

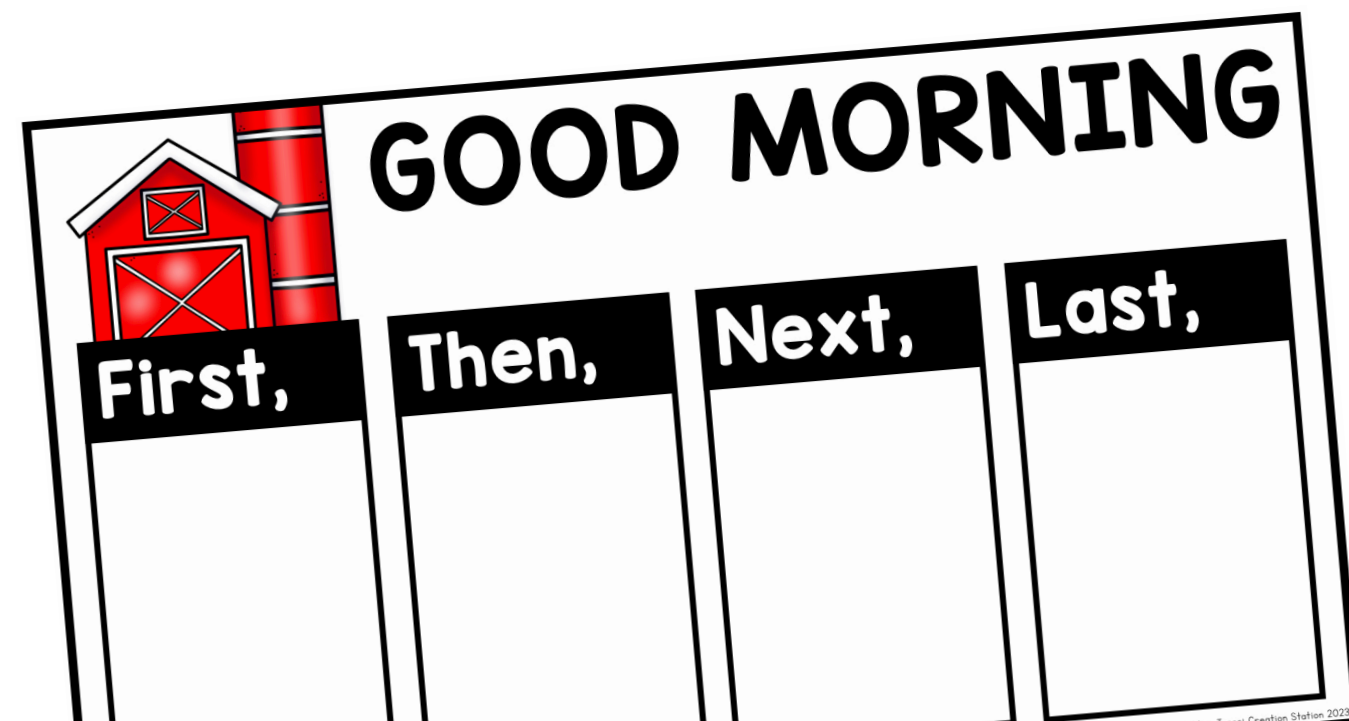
# WHY thematic units?

## Thematic units help learners...

- ✓ engage with the content being taught
- ✓ apply content throughout curricula
- ✓ make connections from their life to learning
- ✓ draw from past experiences and prior knowledge
- ✓ develop vocabulary and comprehension skills
- ✓ establish routines and procedures at school

# THEMATIC routines


✓ thematic resources included in each unit to help create routines



welcome slide




shared reading

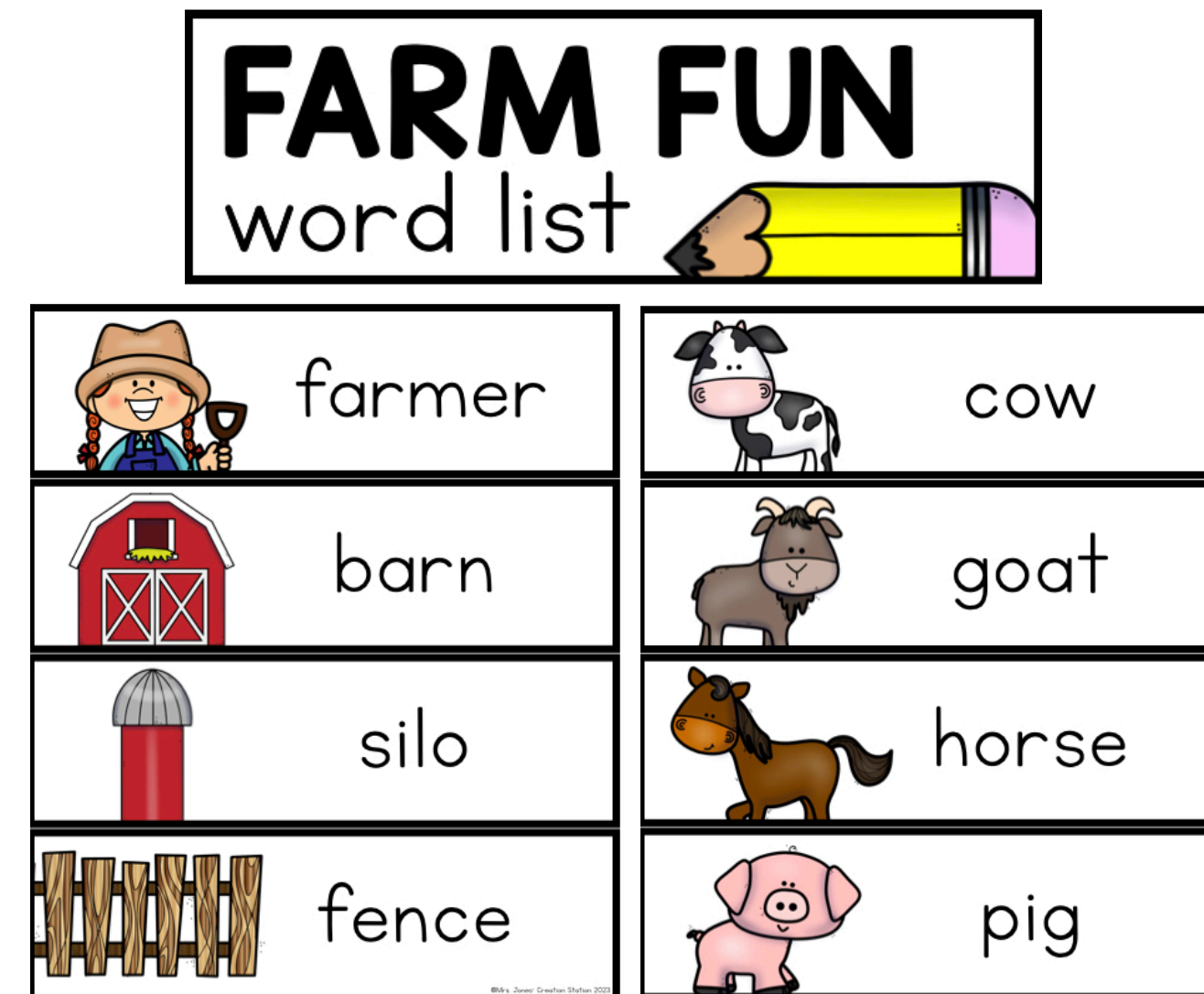


shared writing


# THEMATIC routines



directed drawings



writing center



# THEMATIC routines

**On the farm...**  
Written By: \_\_\_\_\_

On the farm I \_\_\_\_\_

Written and Illustrated By: \_\_\_\_\_

predictable chart

Name \_\_\_\_\_

**Sounds on the Farm**

THEMATIC READER

The sheep said, "Baa."

The duck said, quack

The cow said, "Moo."

thematic reader

**Farm Sounds**

I went to a farm one day,  
And saw the animals play.  
They talked as I walked away,  
And I heard the \_\_\_\_\_ say...

mouse/squeak  
dog/woof  
cow/moo  
cat/meow

interactive poem

# THEMATIC activities

WORKING ON THE FARM	
SCIENCE PLANS	
<b>MONDAY: Farmer's Jobs</b> Engage: Predictable Chart - On the farm I Read Aloud: Read the book <i>Jobs On A Farm</i> by Nancy Dickmann (or similar) Farmer's Jobs: Complete the farmers can, have, grow chart by writing their responses or drawing pictures. Have learners complete the farmer craft and writing page by using the chart created together.	<b>MATERIALS</b> -read aloud -anchor chart -farmer craft
<b>TUESDAY: In The Barn</b> Engage: Predictable Chart - On the farm I Read Aloud: Read the book <i>The Big Red Barn</i> by Margaret Wise Brown (or similar) Big Red Barn: Have learners trace and color their own Big Red Barn book to review the animals that were in the story.	<b>MATERIALS</b> -read aloud -Big Red Barn book
<b>WEDNESDAY: Farm Animals</b> Engage: Predictable Chart - On the farm I Read Aloud: Read the book <i>Cook-a-Doodle-Do! Barnyard Hullabaloo</i> by Giles Andreae Animal Riddles: Have learners use the poem template to write their own farm animal riddles. Use the directed drawings to help them illustrate and choose an animal for their riddle.	<b>MATERIALS</b> -read aloud -directed drawings -riddle paper
<b>THURSDAY: Farm Foods</b> Engage: Predictable Chart - On the farm I Read Aloud: Read the book <i>Food From Farms</i> by Nancy Dickmann Food From Farms: Discuss the types of food farm animals/crops provide. Discuss how we depend on this food because we need it to live. Using the Farm Products Science Sort Activity using the pictures included, play kitchen food or by bringing in real food. Post these printables on chart paper to create an anchor chart.	<b>MATERIALS</b> -read aloud -farm products sort -food for sorting
<b>FRIDAY: Farm Five Senses</b> Engage: Predictable Chart - On the farm I Read Aloud: Read the book <i>The Farm Book</i> by Jan Pfloug Five Senses: Complete the sensory charts for the farm. Have learners brainstorm their ideas and draw or write what they say. Have learners complete the Farm Five Senses interactive page.	<b>MATERIALS</b> -read aloud -sensory charts -five senses interactive page
NOTES/OBSERVATIONS	

lesson plans



farmer's jobs

Name \_\_\_\_\_ I can illustrate and write.


\_\_\_\_\_

farmers

\_\_\_\_\_

\_\_\_\_\_

\_\_\_\_\_



in the barn

# THEMATIC activities

**BARNYARD RIDDLE**

Name \_\_\_\_\_ I can illustrate and write.

I can \_\_\_\_\_

I am \_\_\_\_\_

I have \_\_\_\_\_

I say \_\_\_\_\_

What am I? \_\_\_\_\_

I am a \_\_\_\_\_

farm animals

Cows give us...

Pigs give us...

Chickens give us...

milk	burger	bacon	drumstick
cheese	beef	sausage	grilled chicken
yogurt	football	ham	eggs

farm foods

On the farm I see...

On the farm I hear...

On the farm...

I see 👁️	I hear 👂	
I smell 👃	I feel ✋	I taste 👅

On the farm I feel...

farm five senses




# LITERACY centers


Name \_\_\_\_\_ I can trace letters


**ALPHABET** tracing

a b c d e

**I can**  
clip the matching letter.

**A**  **a c o**

**B**  **d b p**

**C**  **a c o**


ELAR | LETTER IDENTIFICATION


clip cards

Name \_\_\_\_\_ I can write a sentence

**FARM** sentences

**I can**  
make a sentence.

Look at the cow. 

Look at the pig. 

ELAR | MAKE A SENTENCE

pocket chart

Name \_\_\_\_\_ I can choose if the words rhyme or not.

**RHYMING** or not?

**I can**  
choose if the words rhyme or not.

1    **corn** **horn**

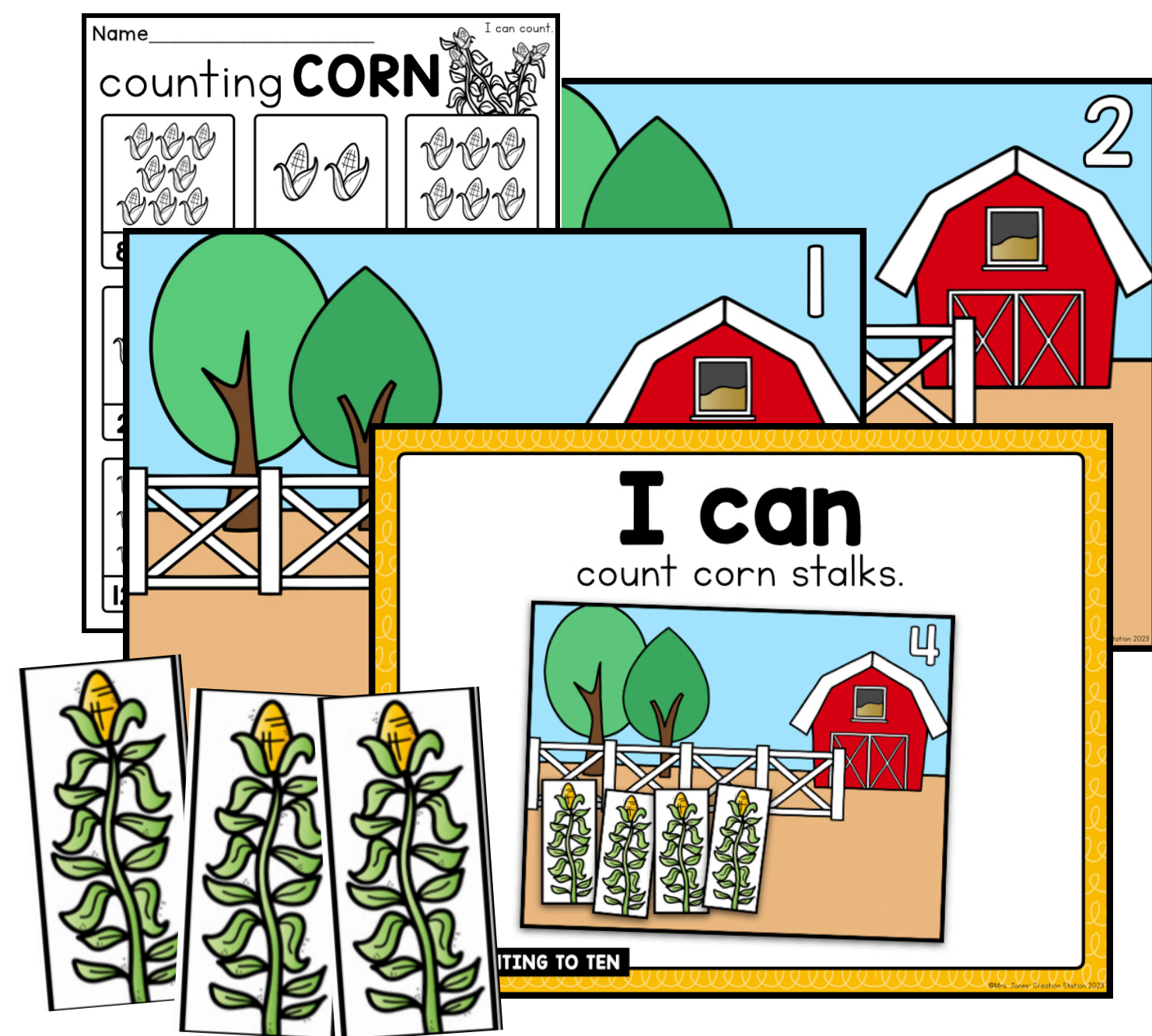
2    **cow** **cat**

3    **yarn** **barn**

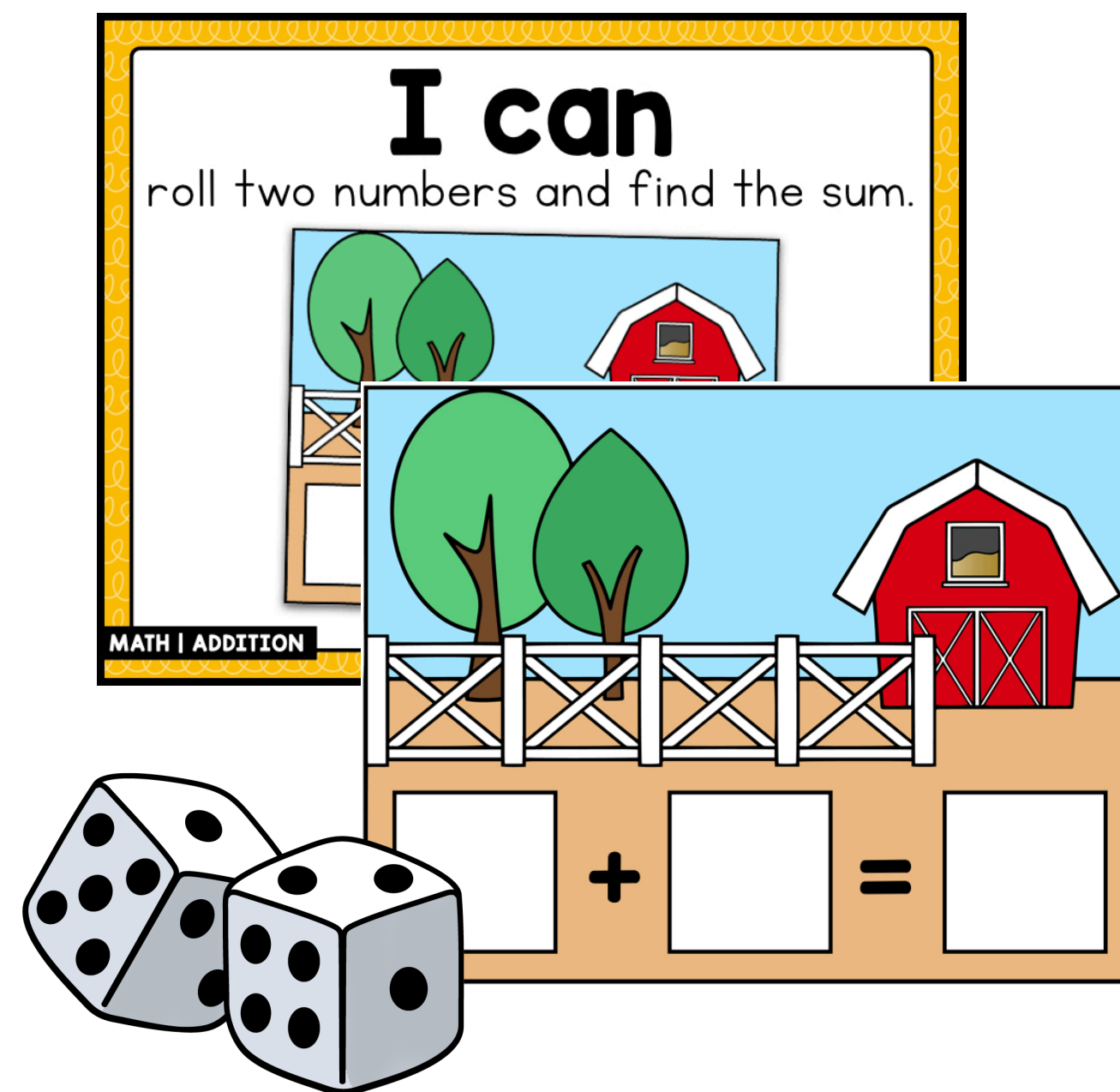
ELAR | RHYMING

write the room

# MATH centers



Magnet


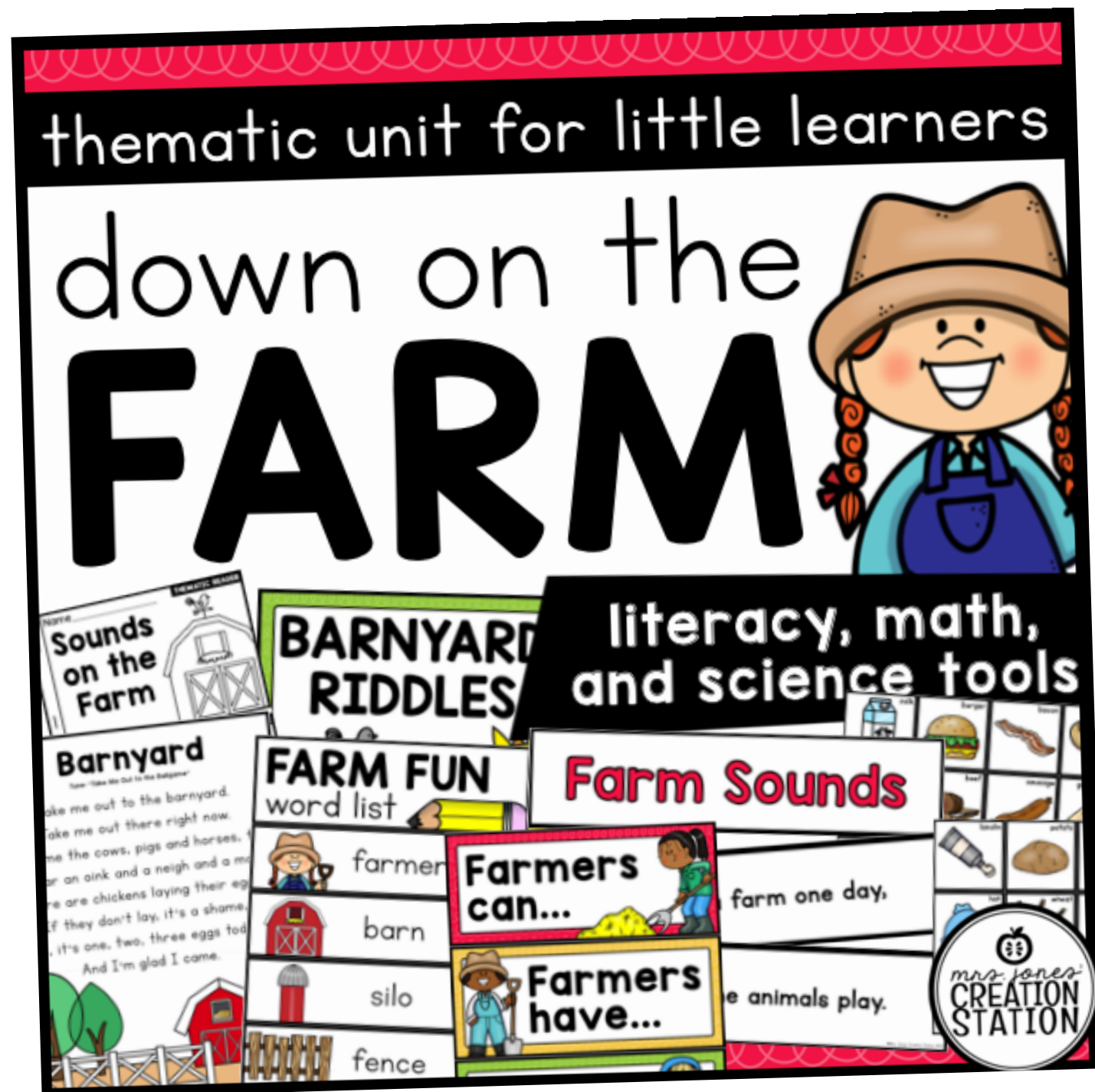


game




pocket chart

# WHAT teachers say



This was one of the cutest resources, it made for a great jump into our Thanksgiving unit! My class loved the emergent reader book and it was a huge turning point in their excitement for jumping into reading!  
-Paige B.



Such a cute resource! Well prepared. I especially enjoy the pocket chart items and have used them as word wall items, in our writing center, write the room, etc. Very versatile! Thank you!  
-Kinder Active Kids



I have used many resources from Mrs Jones' Creation Station and have enjoyed all of them! My students stay engaged and enjoy the different types of activities!  
-Chelsey J.