

CHRISTMAS

thematic unit for little learners


- ✓ Social studies lessons
- ✓ literacy centers
- ✓ math centers
- ✓ poems, songs, and more...



WHAT'S included?



clickable links that go to that section of the PDF



RESOURCES included

THEMATIC SLIDES

This folder includes images that can be added as the background to a Google slide or PowerPoint presentation for paperless whole group instruction.

SHARED READING AND WRITING

These resources may be used during whole group instruction to model and guide reading and writing behavior. Shared reading includes a poem/song and shared writing include a variety of directed drawing pages. (also available as a slide)

WRITING CENTER

Add these resources to your writing center to facilitate student writing. Resources include word cards and differentiated writing pages.

INTERACTIVE POEM

Use this poem during whole group or a literacy center and have learners change the cards to make a new meaning of the poem.

THEMATIC PLANS

Use these plans as a guide for engaging Christmas read alouds and activities in the classroom.

DAY 1 | CHRISTMAS TREES

Read the book *A Wish to Be A Christmas Tree* by Colleen Monroe. Learn about the tradition of the Christmas tree and complete the craft.

DAY 2 | CHRISTMAS LIGHTS

Read the book *The Night the Lights Went Out on Christmas* by Ellis Paul. Learn about the tradition of the Christmas lights and complete the craft.

DAY 3 | CHRISTMAS CARDS

Read the book *The Jolly Christmas Postman* by Allan Ahlberg. Learn about the tradition of Christmas cards and complete the craft.

DAY 4 | CHRISTMAS PRESENTS

Read the book *Berenstain Bears and the Joy of Giving* by Jan Berenstain. Learn about the tradition of Christmas presents and complete the craft.

DAY 5 | CHRISTMAS CANDY CANE

Read the book *The Perfect Christmas Mistake* by Deborah L. Micklus. Learn about the tradition of the Christmas candy cane and complete the craft.

ELAR CLIP CARDS | MATCHING

Have learners clip the correct word that matches the picture on each card. Complete the recording sheet.

ELAR POCKET CHART | MAKE A SENTENCE

Have learners build sentences with the given word cards. Learners pick a sentence they made, rewrite it and illustrate it.

ELAR MAGNET | LETTER MATCHING

Place magnet squares on the back of each card for a magnet center. Learners match the lower case letters to the upper case letters. Complete the recording sheet.

ELAR SENSORY | SIGHT WORDS

Use playdough, holiday themed erasers or any other manipulative to create a sensory station. Learners build each sight word. Complete the recording sheet.

ELAR WRITE THE ROOM | RHYMING

Place picture cards around the room. Have learners look for cards and decide if each picture rhymes. Record answers on the recording sheet.

MATH COLOR BY CODE | ADDITION

Color each picture using the code to complete a Christmas themed picture.

MATH SENSORY | NUMBER FORMATION

This center can be used with playdough or wiki stix. Learners draw a fireplace picture card and practice writing the number.

MATH GAME | FIRST TO FIFTY

Have learners spin and move a counter that many spaces. The first player to get Santa down the chimney wins!

MATH POCKET CHART | SHAPES

Sort the shape word card to the shape picture card. Practice tracing shapes on the recording sheet.

BONUS ACTIVITY | SHAPE SANTA

Use various shapes to build Santa. Complete the recording sheet to show how many shapes were used.

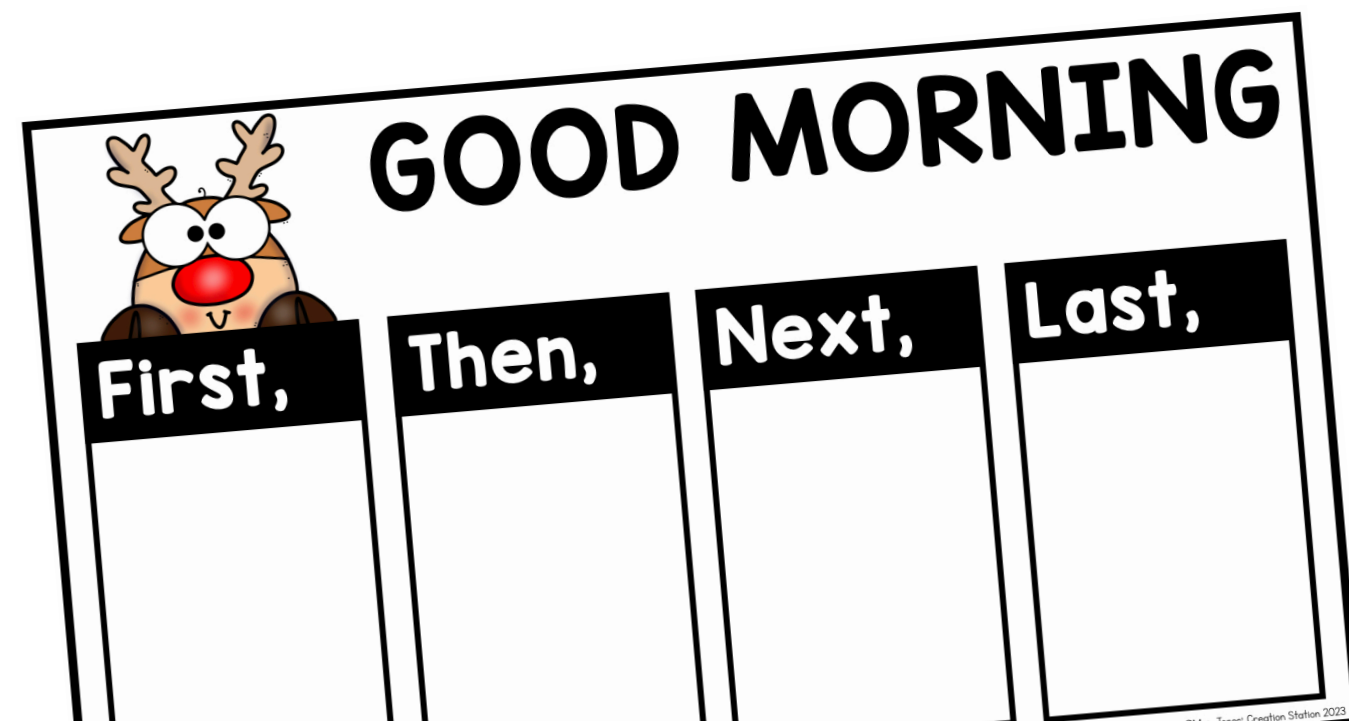
WHY thematic units?

Thematic units help learners...


- ✓ engage with the content being taught
- ✓ apply content throughout curricula
- ✓ make connections from their life to learning
- ✓ draw from past experiences and prior knowledge
- ✓ develop vocabulary and comprehension skills
- ✓ establish routines and procedures at school

THEMATIC routines


✓ thematic resources included in each unit to help create routines



welcome slide




shared reading



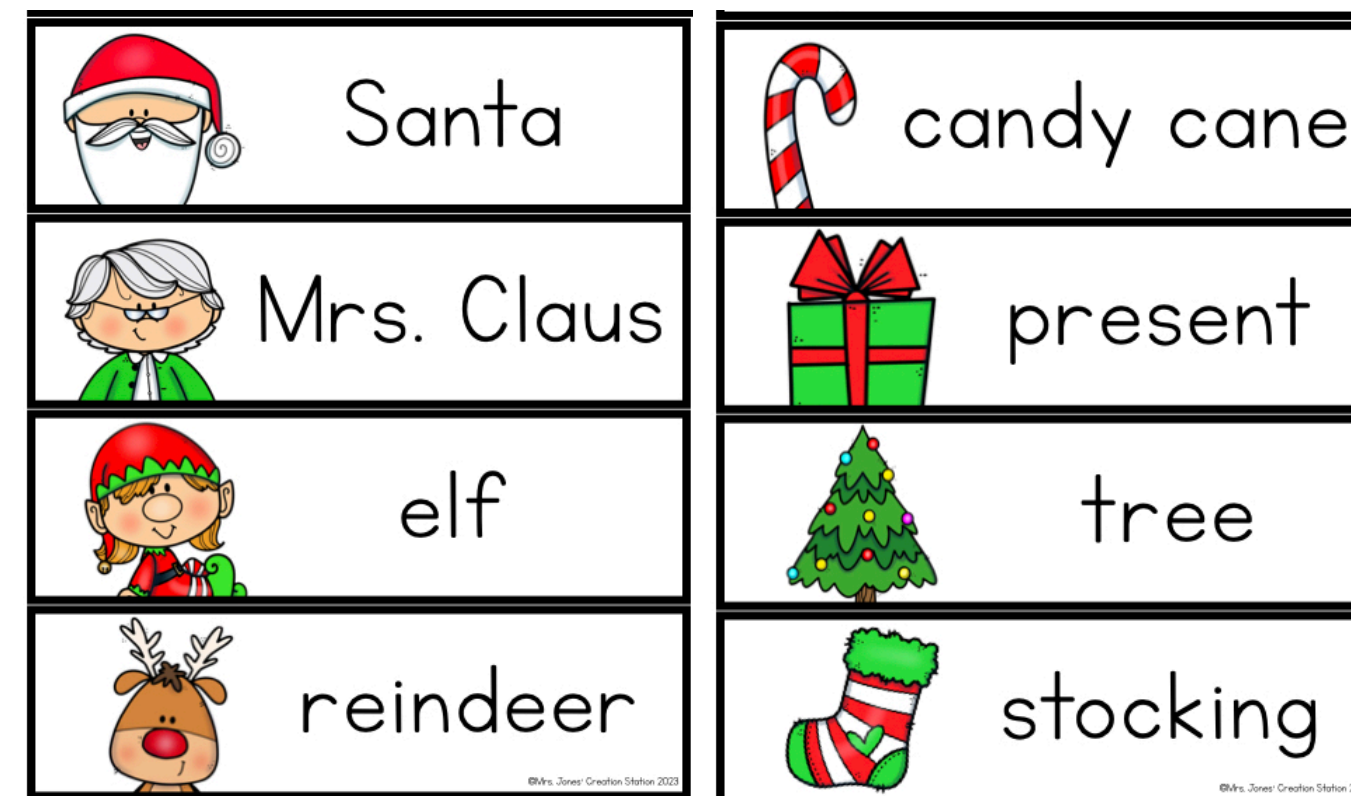
shared writing

THEMATIC routines



directed drawings

CHRISTMAS word list



writing center



THEMATIC routines

At Christmas We See
Written By: _____

At Christmas I see _____

Written and Illustrated By: _____

predictable chart

THEMATIC READER

Name _____

Christmas Time!

It is time for lights.

It is time for cards.

It is time for _____

It is time for _____

thematic reader

Under the Tree

Look at the

game	glove	doll	shirt
rocket	ball	tablet	camera

When it's Christmas day,
I can't wait to say...
Thanks for the _____ you got me!

interactive poem

THEMATIC activities

CHRISTMAS TRADITIONS	
SOCIAL STUDIES PLANS	
MONDAY: Christmas Trees Engage: Predictable Chart - At Christmas I see... Read Aloud: Read the book <i>A Wish to Be A Christmas Tree</i> by Colleen Monroe Christmas Trees: Create a book or chain using small metal rings of the Christmas Trees cards. Read and discuss the information together. Complete the tree craft and add to a paper bag or have students draw/write on the printable.	MATERIALS -read aloud -Christmas tradition cards -tree craft or printable
TUESDAY: Christmas Lights Engage: Predictable Chart - At Christmas I see... Read Aloud: Read the book <i>The Night the Lights Went Out on Christmas</i> by Ellis Paul Christmas Lights: Create a book or chain using small metal rings of the Christmas Lights cards. Read and discuss the information together. Complete the cover of the lights card or have students draw/write on the printable.	MATERIALS -read aloud -Christmas tradition cards -lights card or printable
WEDNESDAY: Christmas Cards Engage: Predictable Chart - At Christmas I see... Read Aloud: Read the book <i>The Jolly Christmas Postman</i> by Allan Ahlberg Christmas Cards: Create a book or chain using small metal rings of the Christmas Cards cards. Read and discuss the information together. Complete the inside of the lights card or have students draw/write on the printable.	MATERIALS -read aloud -Christmas tradition cards -lights card or printable
THURSDAY: Christmas Presents Engage: Predictable Chart - At Christmas I see... Read Aloud: Read the book <i>Berenstain Bears and the Joy of Giving</i> by Jan Berenstain Christmas Presents: Create a book or chain using small metal rings of the Christmas Presents cards. Read and discuss the information together. Complete the snow globe present or have students draw/write on the printable.	MATERIALS -read aloud -Christmas tradition cards -snow globe or printable
FRIDAY: Christmas Candy Canes Engage: Predictable Chart - At Christmas I see... Read Aloud: Read the book <i>The Perfect Christmas Mistake</i> by Deborah L. Micklus Christmas Candy Canes: Create a book or chain using small metal rings of the Christmas Candy Cane cards. Read and discuss the information together. Add the candy cane gift tag to the gift bag or have students draw/write on the printable.	MATERIALS -read aloud -Christmas tradition cards -gift tag or printable
NOTES/OBSERVATIONS	

lesson plans



Christmas Tree



Christmas lights

THEMATIC activities

Christmas Lights/Card
Print on white paper. Have students use their fingers to paste lights along to string. Then, have student write or draw a message to their family on the Christmas card.

Sir Henry Cole created the custom of sending Christmas cards to help

The History of
Christmas Cards




Christmas cards

Christmas Present (Let it Snow Ornament)
Print globes on white cardstock. Have learners paint the sky and stand using water colors. Then use white glitter for snow on the ground and dots for snowflakes. Take a picture of each student sitting with their arms up (add hat or scarf). Then cut and glue onto the globe. Finally, laminate and attach a string to the top to create an ornament.

are given to
the gifts that were

The History of
Christmas Presents




Christmas gifts

Christmas Candy Cane
Print gift tag in color or on red/green paper. Roll down the gift bag from the Christmas Tree craft and punch a hole on the top and bottom of the gift tag. Slide a candy cane through the hole on the bag and then through the gift tag.

Candy canes were created in Germany long ago. Then, they were just straight sugar sticks.

To:
From:
The History of
Christmas Candy Canes



Christmas lights

LITERACY centers




A literacy center titled "WRITING words" with a "Name" field and a "I can write words" section. The main activity is "I can choose the word that matches." It features three cards with gift boxes containing a dog, a dog, and a fan. Below each card are two word options: "cap" and "dip" for the first, "dog" and "dot" for the second, and "fat" and "fan" for the third. A label at the bottom reads "ELAR | CVC WORDS".

clip cards



A literacy center titled "CHRISTMAS sentence" with a "Name" field and a "I can write a sentence" section. The main activity is "I can make a sentence." It features a pocket chart with the words "Do you see the" and "reindeer" on the top row, and "bells?" on the bottom row. A label at the bottom reads "ELAR | MAKE A SENTENCE".


pocket chart




A literacy center titled "RHYMING or not?" with a "Name" field and a "I can choose if the words rhyme or not" section. The main activity is "I can choose if the words rhyme or not." It features three numbered cards: 1. "chimney" and "bell", 2. "mouse" and "house". Each card has a "YES" and "NO" response area with thumbs up/down icons. A label at the bottom reads "ELAR | RHYMING".

write the room


MATH centers



games




sensory




pocket chart

WHAT teachers say



Thank you! There are some GREAT activities in here that I will be able to add into my centers to add some great practice on math and literacy skills. Great work!

-Preschool Everyday



Great resource as are all of the resources from Mrs. Jones Creation Station. So many things to do and all are so easy to put together. Just love everything she does.

-Rebecca D.



This pack had lots of ideas/activities to do with the Christmas Season. Our kids loved it.

-Karen M.