

WINTER animals

thematic unit for little learners


- ✓ science lessons
- ✓ literacy centers
- ✓ math centers
- ✓ poems, songs, and more...



WHAT'S included?



clickable links that go to that section of the PDF



RESOURCES included

THEMATIC SLIDES

This folder includes images that can be added as the background to a Google slide or PowerPoint presentation for paperless whole group instruction.

SHARED READING AND WRITING

These resources may be used during whole group instruction to model and guide reading and writing behavior. Shared reading includes a poem/song and shared writing include a variety of directed drawing pages. (also available as a slide)

WRITING CENTER

Add these resources to your writing center to facilitate student writing. Resources include word cards and differentiated writing pages.

INTERACTIVE POEM

Use this poem during whole group or a literacy center and have learners change the card and read the new poem each time.

THEMATIC PLANS

Use these plans as a guide for engaging read alouds and activities in the classroom.

DAY 1 | ANIMALS IN WINTER

Read the book *Winter Dance* by Marion Dane Bauer (or similar). Use the pocket chart activity to introduce hibernation, migration and adaptation. Put together the Animals in Winter booklet for future activities.

DAY 2 | ADAPTATIONS

Read the book *When It Starts to Snow* by Phillis Gershator. Create an anchor chart listing the animals that hibernate from the story. Complete the adaptation page in the Animals in Winter booklet.

DAY 3 | MIGRATION

Read the book *Going Home* by Marianne Berkes (or similar). Create another anchor chart or create a space from the first to list animals that migrate. Continue with the Animals in Winter booklet.

DAY 4 | HIBERNATION

Read the book *Hibernation Station* by Michelle Meadows (or similar). Create another anchor chart or create a space from the first to list animals that hibernate. Continue with the Animals in Winter booklet.

DAY 5 | A SLEEPY WINTER

Read the book *The Animals' Winter Sleep* by Lynda Graham-Barber. Have learners read and color the thematic reader or use the directed drawings to illustrate a picture of an animal sleeping in winter.

ELAR CLIP CARDS | SIGHT WORDS

Have learners unscramble each sight word and clip the correct word. Add each word to the response sheet.

ELAR POCKET CHART | SENTENCES

Have learners sort each card to create a sentence. Write one sentence and illustrate the sentence on the response sheet.

ELAR MAGNET | INITIAL SOUNDS

Place magnet squares on the back of each letter and picture card. Using a magnetic surface, have learners sort each picture card under the correct initial sound card. Complete the response sheet.

ELAR SENSORY | LETTER FORMATION

Using playdough, learners work on letter formation of lower case letters. Complete the response sheet.

ELAR WRITE THE ROOM | CVC WORDS

Place CVC word cards around the room. Have learners look for cards and write the CVC words on the response sheet.

MATH COLOR BY CODE | NUMBER RECOGNITION

Have learners color the picture based on each number.

MATH GAME | COMPLETE HUNDREDS CHART

Place number cards in a bag. Have learners pull from the bag and color the number on the chart. Work until all numbers are colored.

MATH SENSORY | ADDITION

Learners stack cubes to add numbers on each card. Complete the response sheet.

MATH GAME | FIRST TO FIFTY

Have learners spin and move a counter that many spaces. First one to the tree wins!

MATH MAGNET | MISSING NUMBER

Place magnets on the back of each card. Using a magnetic surface, learners find the missing number on each card and complete the response sheet.


WHY thematic units?

Thematic units help learners...

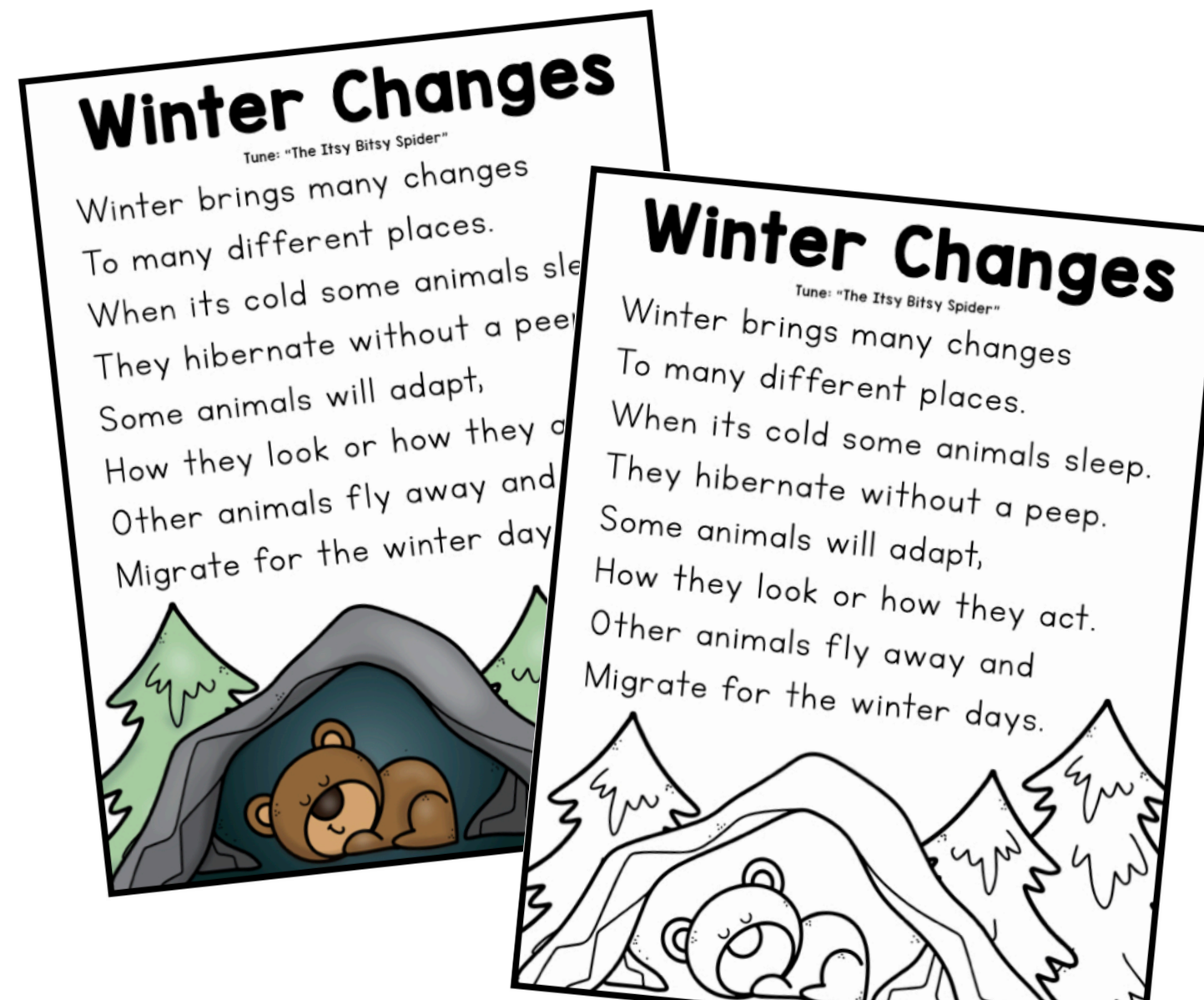
- ✓ engage with the content being taught
- ✓ apply content throughout curricula
- ✓ make connections from their life to learning
- ✓ draw from past experiences and prior knowledge
- ✓ develop vocabulary and comprehension skills
- ✓ establish routines and procedures at school

THEMATIC routines


✓ thematic resources included in each unit to help create routines



welcome slide




shared reading



shared writing

THEMATIC routines



directed drawings



writing center



THEMATIC routines

When it Snows
Written By:

When it snows

Written and Illustrated By:

This chart features a blue border with a cloud and snowflakes. It includes a 'Written By:' field and a handwriting practice section with the sentence 'When it snows' on a lined background.

predictable chart

THEMATIC READER

Name _____

A Sleep Winter

A fox sleeps in a burrow.

A bear sleeps in a cave.

A frog sleeps in the mud.

This thematic reader includes a 'Name' field, a title 'A Sleep Winter', and three pages with illustrations and text: a fox in a burrow, a bear in a cave, and a frog in the mud.

thematic reader

Winter Sleep

When winter and cold outside,

A _____ sleeps more

So _____

bat	chipmunk	bear	dormouse
turtle	bullfrog	crow	rabbit
garter snake	fish	hedgehog	skunk

warm.

winter storm.

This interactive poem has a title 'Winter Sleep' and two lines of text with blank spaces for animal names. Below the text is a grid of 12 animal illustrations with their names: bat, chipmunk, bear, dormouse, turtle, bullfrog, crow, rabbit, garter snake, fish, hedgehog, and skunk. The poem concludes with the words 'warm.' and 'winter storm.'

interactive poem

THEMATIC activities

ANIMALS IN WINTER	
SCIENCE PLANS	
MONDAY: Animals in Winter Engage: Predictable Chart - When it snows... Read Aloud: Read the book <i>Winter Dance</i> by Marion Dane Bauer (or similar) Adaptation: Begin the pocket chart sort by introducing the hibernation, migration and Winter Changes. Begin the pocket chart sort by introducing the hibernation, migration and Winter Changes. Begin the pocket chart sort by introducing the hibernation, migration and Winter Changes. Begin the pocket chart sort by introducing the hibernation, migration and Winter Changes.	MATERIALS -read aloud -pocket chart -animals in winter sort
TUESDAY: Adaptation Engage: Predictable Chart - When it snows... Read Aloud: Read the book <i>When It Starts to Snow</i> by Phillis Gershator Adaptation: List or draw animals from the story that adapt. Discuss the different ways they adapt (i.e. rest more, grow fur, gather food, etc.) Have learners glue and write the names of the animals that adapt on the adaptation page in the <i>Animals in Winter</i> booklet.	MATERIALS -read aloud -animals in winter booklet
WEDNESDAY: Migration Engage: Predictable Chart - When it snows... Read Aloud: Read the book <i>Going Home</i> by Marianne Berkes (or similar) Migration: List or draw animals from the story that migrate. Have learners glue and write the names of the animals that migrate on the migration page in the <i>Animals in Winter</i> booklet.	MATERIALS -read aloud -animals in winter booklet
THURSDAY: Hibernation Engage: Predictable Chart - When it snows... Read Aloud: Read the book <i>Hibernation Station</i> by Michelle Meadows (or similar) Hibernation: List or draw animals from the story that hibernate. Have learners glue and write the names of the animals that hibernate on the hibernate page in the <i>Animals in Winter</i> booklet.	MATERIALS -read aloud -animals in winter booklet
FRIDAY: A Sleepy Winter Engage: Predictable Chart - When it snows... Read Aloud: Read the book <i>The Animals' Winter Sleep</i> by Lynda Graham-Barber A Sleepy Winter: Have learners read and color the thematic reader or use the directed drawings to illustrate a picture of an animal sleeping in winter.	MATERIALS -read aloud -thematic reader -directed drawing -writing prompt
NOTES/OBSERVATIONS	

lesson plans

migration


hibernation

adaptation


When animals migrate they travel to warmer places.

When animals hibernate they go into a deep sleep all winter.


chipmunk




grizzly bear




groundhog




box turtle




bullfrog




hedgehog



beaver



round goby




animals in winter

Some animals adapt in the winter.


Adaptation is when an animal's body or behavior changes to survive in its environment.

Cut and glue the animals that adapt.


black crow




round goby




deer



rabbit





sparrow



adaptations

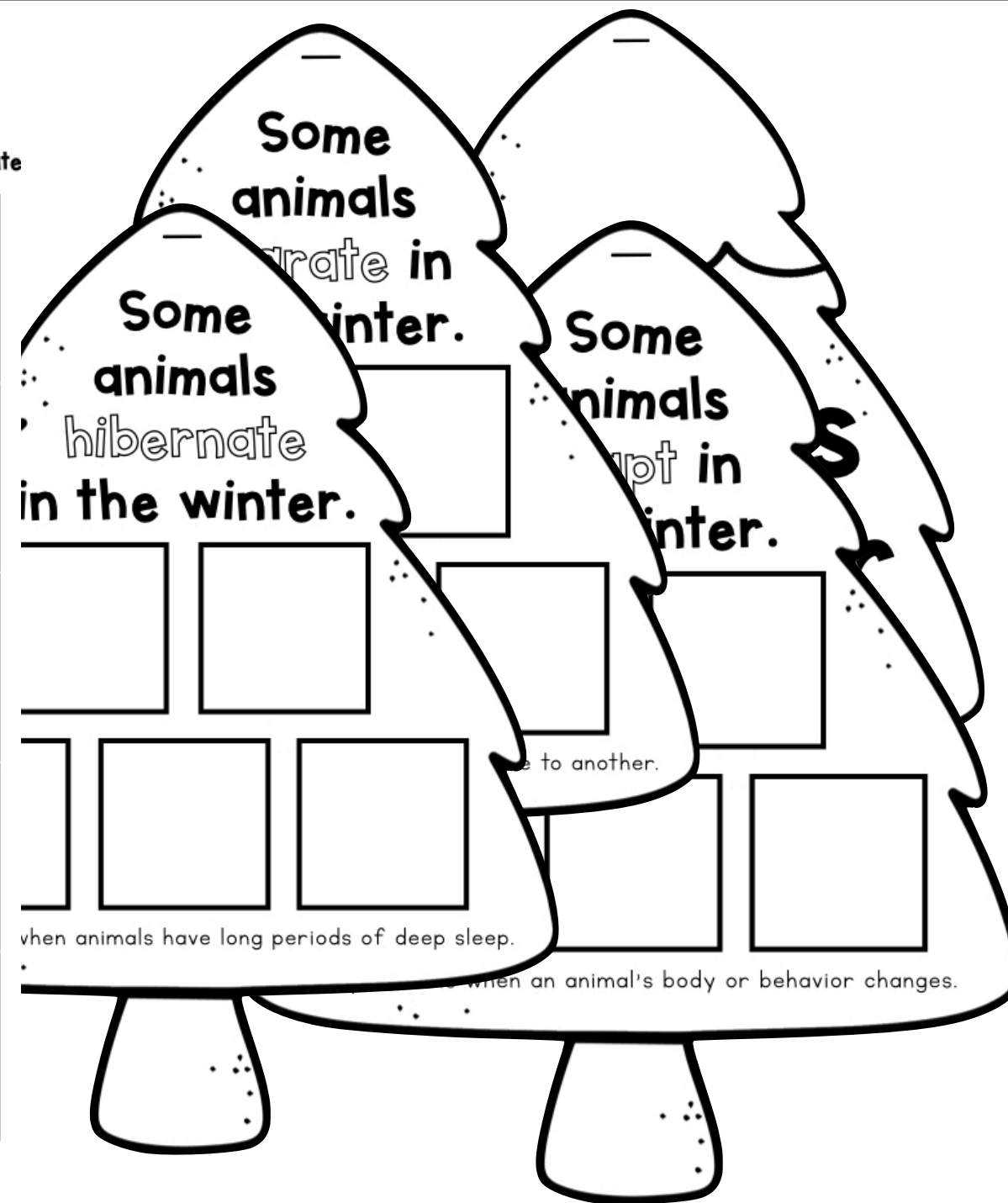
THEMATIC activities

Cut and glue the animals that migrate.



migration


Cut and glue the animals that hibernate.



hibernation


Name _____ I can draw and write about an animal in winter.

SLEEPY winter



Name _____ I can draw and write about an animal in winter.

SLEEPY winter



A sleepy winter

LITERACY centers



magnet



pocket chart



write the room

MATH centers

I can
stack cubes to
add numbers.

STACK to add

Name _____

I can stack cubes to add numbers.

$\square = \square$

$\square = \square$

$\square = \square$

$\square = \square$

$\square = \square$

$\square = \square$

MATH | ADDITION

addition

I can
spin and count to
make it to fifty.

MATH | FIRST TO FIFTY

game

I can color by code.

Name _____

brown 11

pink 12

black 13


blue 14

yellow 15

red 16

color by number

WHAT teachers say



My Assistant Teacher and I love Mrs. Jones Creation Station units. We used over 50% of this packet for our Winter unit. We love the language and math activities that she creates.

-Emily H.



We absolutely love all things from Mrs. Jones! Winter is my favorite theme. :) Thank you for such engaging and fun activities.

-Erin H.



I am obsessed with these units! There are so many fun activities for the kids. Awesome resource!

-Samantha G.